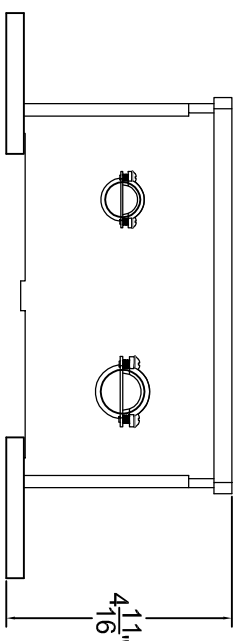
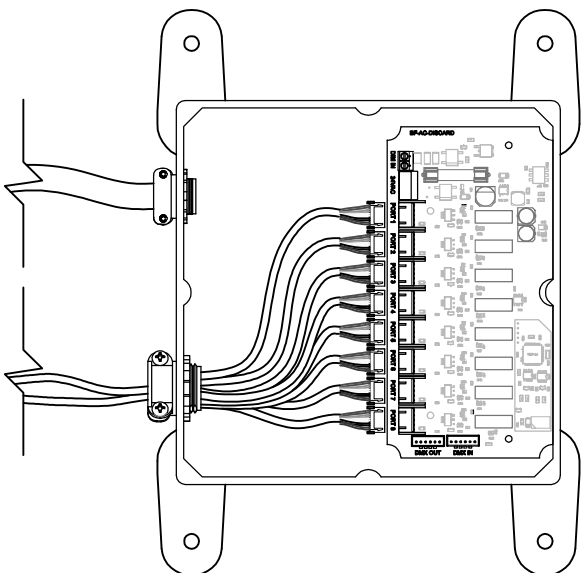
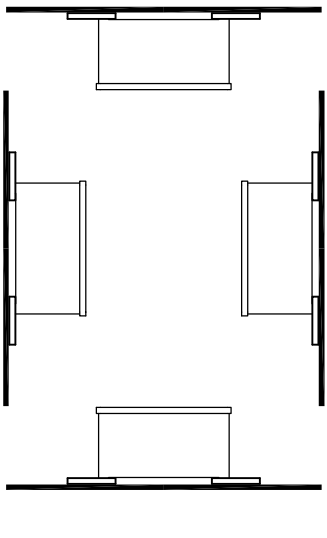


1 PLAN VIEW
SCALE: 3" = 1'-0"



2 ELEVATION VIEW
SCALE: 3" = 1'-0"

MOUNTING ORIENTATION

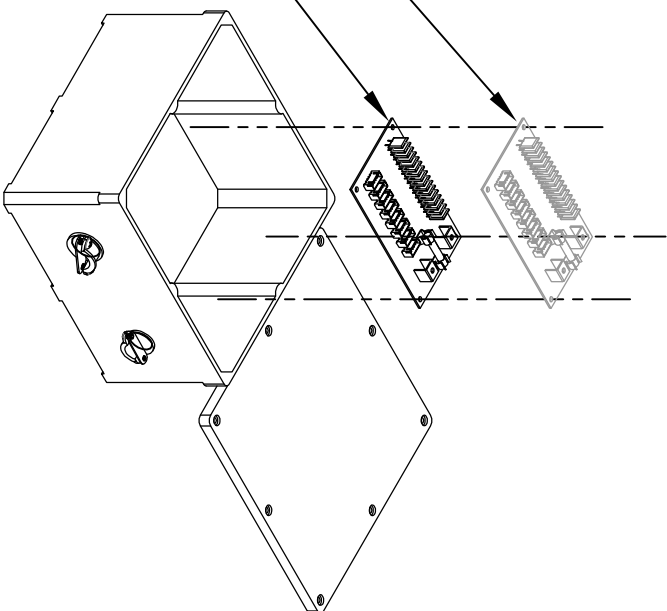


TECHNICAL DATA

Number of Ports	8 Ports
Input Voltage	24VDC or 24VAC or 24VRAC
Max Current per Port	2.5 Amps
Max Current per Box	20 Amps
Box Length	8.25"
Box Width	8.25"
Total Height (including brackets)	4.75"
Housing	Exterior Rated 8X8 Junction Box (NEMA 4x)

NOTE: EACH HOME RUN IS RECOMMENDED TO RUN THROUGH A CONDUIT BEFORE LANDING INSIDE A J-BOX, (CONDUIT / BUSHINGS / J-BOX(S) NOT PROVIDED BY BOCA FLASHER). SEE INSTALLATION MANUAL FOR MORE INFORMATION.

OPTIONAL 2nd DISTRIBUTION CARD DISTRIBUTION CARD



BOCA

FLASHER

www.bocaflasher.com

562 N.W. 77TH ST
BOCA RATON, FL 33487

(561) 989-5338

THIS DOCUMENT IS CONFIDENTIAL AND PROTECTED BY COPYRIGHTS OF BOCA FLASHER INC.

UNLESS OTHERWISE SPECIFIED ALL DIMENSIONS ARE IN INCHES.

TOLERANCES:
ANGLES: ± .XX°
LINEAR: XX ± 0.050
XXX ± 0.015
XXXX ± 0.005

DISTRIBUTION BOX

FILE NAME:	TECHNICAL SHEET	PART #:	AC DISTRIBUTION BOX
DRAWN BY:	DEMILLER FILINGER		02 - 09 - 12
DESIGN BY:	LUIS ROSADO		02 - 09 - 12
APPROVED BY:	ANGELA TODD		02 - 09 - 12
SCALE:	NTS	SHEET:	1 of 1